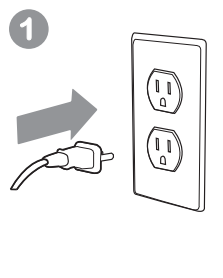
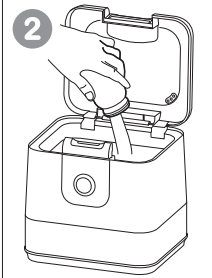

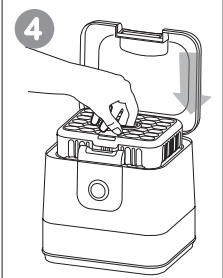




46943 Sterilizer Quick Reference label

**QUICK REFERENCE INSTRUCTIONS / GUIDE DE RÉFÉRENCE RAPIDE**

Please read through the entire Instruction Booklet, including Important Safety Instructions, before first use.  
Veuillez lire attentivement toutes les consignes, y compris les consignes de sécurité, avant la première utilisation.

					
<p>Plug in Sterilizer. Brancher le stérilisateur.</p>	<p>Add 190 ml of water. Ajouter 190 ml d'eau.</p>	<p>Load bottles. Introduire les biberons.</p>	<p>Fill and load Accessory Basket. Remplir puis introduire le panier de rangement des accessoires.</p>	<p>Push Power Button to start. Enfoncer le bouton d'alimentation pour mettre en marche.</p>	<p>Solid green light indicates sterilizing cycle is complete. Le voyant vert fixe indique que le cycle de stérilisation est terminé.</p>